



3 GHz N LATCHING S.P.D.T. SWITCH

OPTIONS: /SUPP.DIODES

R F CHARACTERISTICS

FREQUENCY RANGE : 0 - 3 GHz
 IMPEDANCE : 50 Ohms

| | | | |
|-----------------|---------|---------|---------|
| FREQUENCY (GHz) | 0 - 1 | 1 - 2 | 2 - 3 |
| V.S.W.R <= | 1.15 | 1.20 | 1.25 |
| INSERT. LOSS <= | 0.15 dB | 0.20 dB | 0.25 dB |
| ISOLATION >= | 85 dB | 80 dB | 75 dB |
| AVER. POWER (*) | 700 W | 500 W | 400 W |

ELECTRICAL CHARACTERISTICS

ACTUATOR : LATCHING
 NOMINAL CURRENT AT 25° C (±10%) : 125 mA
 ACTUATOR VOLTAGE (Vcc) : 28V (24 to 30V) /POSITIVE COMMON
 TERMINALS : solder pins (250 Deg.C max./30 sec)

MECHANICAL CHARACTERISTICS

CONNECTORS : N fem. per MIL C 39012
 LIFE : 1.000.000 cycles
 SWITCHING TIME (nominal voltage;25° C) : < 15 ms
 CONSTRUCTION : splashproof
 WEIGHT : < 185 g

ENVIRONMENTAL CHARACTERISTICS

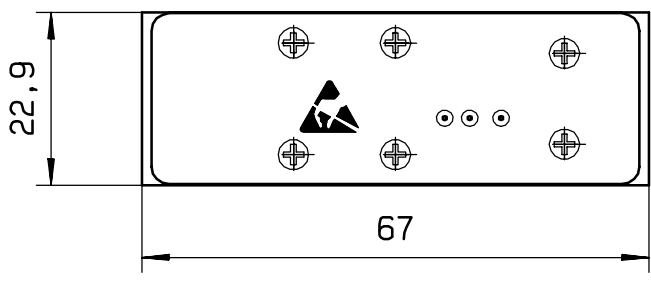
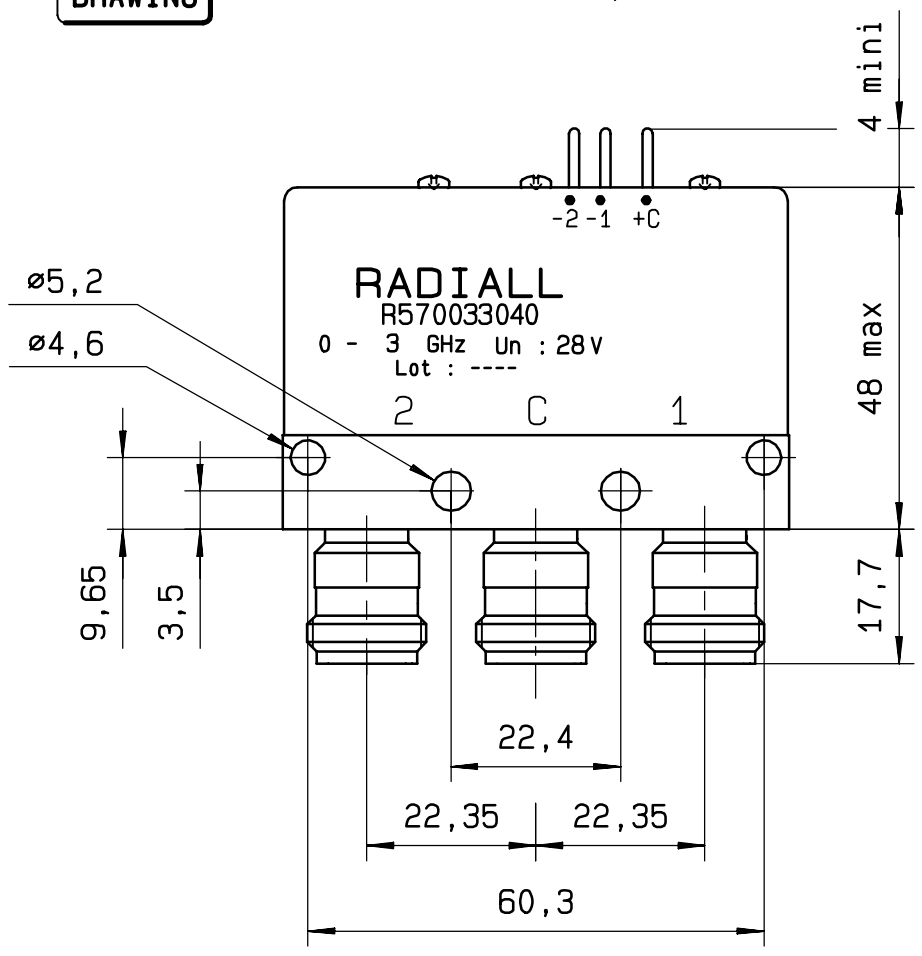
OPERATING TEMPERATURE RANGE (°C) : -40 , +85
 STORAGE TEMPERATURE RANGE (°C) : -55 , +85

(* : average power at 25° C)

This information is given as an indication. In the continual goal to improve our products, we reserve the right to make any modifications judged necessary

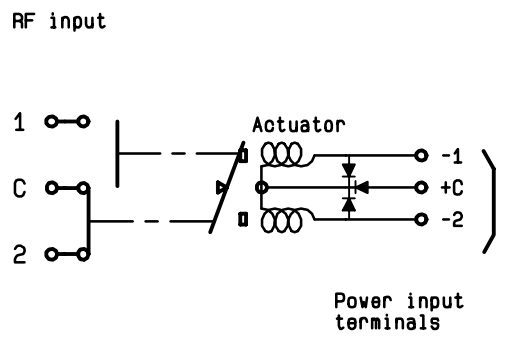
DRAWING

General tolerance: $\pm 0,5$ mm



SCHEMATIC DIAGRAM

| Voltage | RF continuity |
|---------|-----------------------|
| + C - 1 | C \leftrightarrow 1 |
| + C - 2 | C \leftrightarrow 2 |



4113-9212 This information is given as an indication. In the continual goal to improve our products, we reserve the right to make any modifications judged necessary